


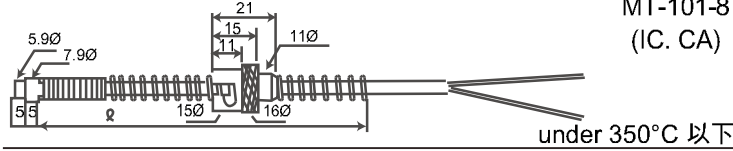
GENERAL THERMOCOUPLE SPECIFICATION

一般熱電偶

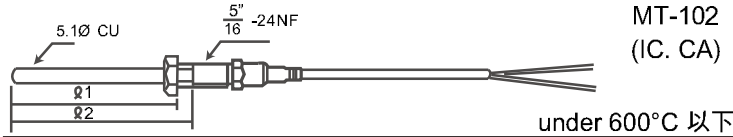
SPECIFICATION REQUIREMENT AVAILABLE 特殊規格歡迎訂做



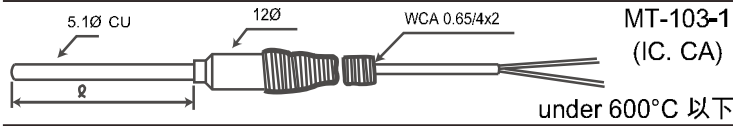
MT-101
(I.C. CA)



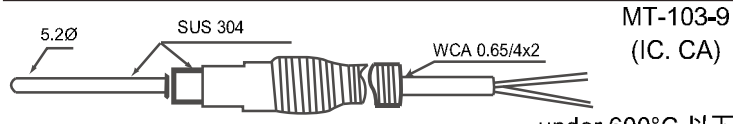
MT-101-8
(I.C. CA)



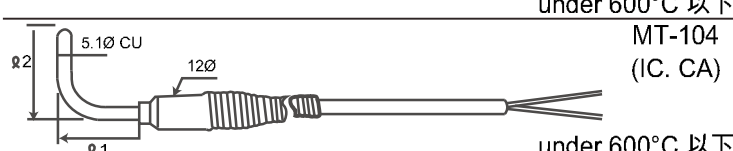
MT-102
(I.C. CA)



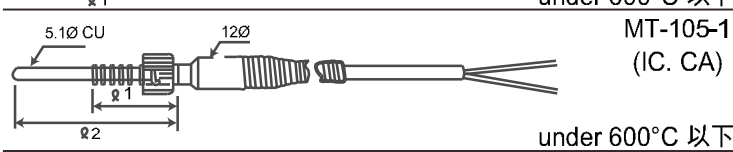
MT-103-1
(I.C. CA)



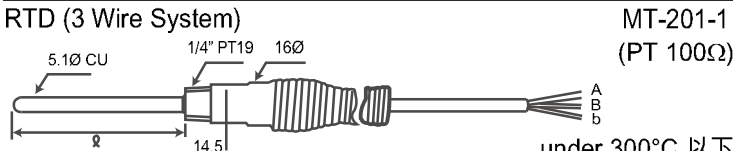
MT-103-9
(I.C. CA)



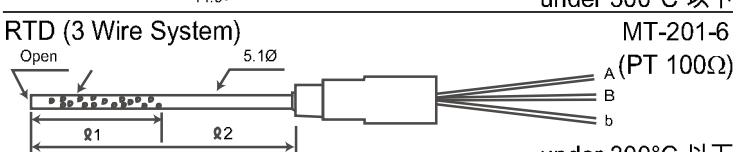
MT-104
(I.C. CA)



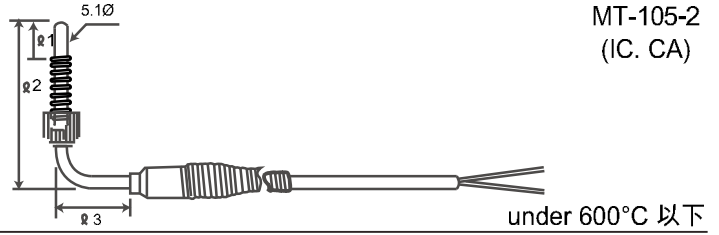
MT-105-1
(I.C. CA)



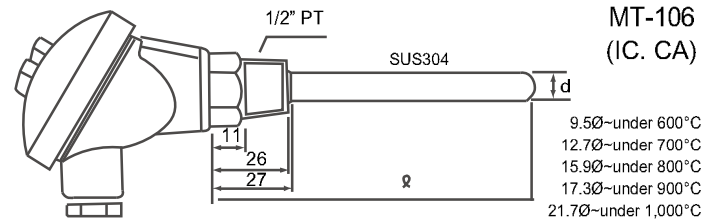
MT-201-1
(PT 100Ω)



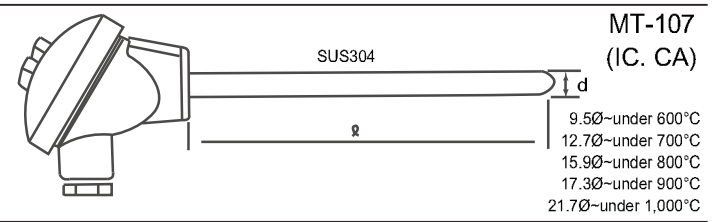
MT-201-6
(PT 100Ω)



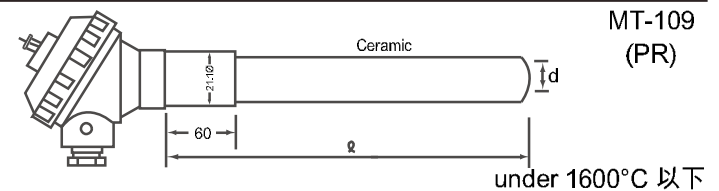
MT-105-2
(I.C. CA)



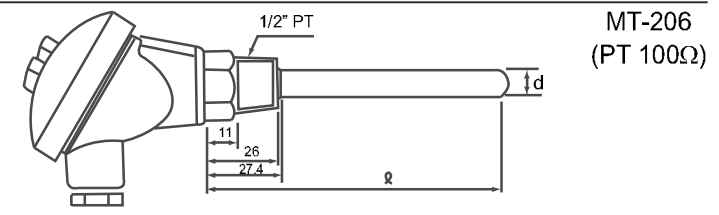
MT-106
(I.C. CA)



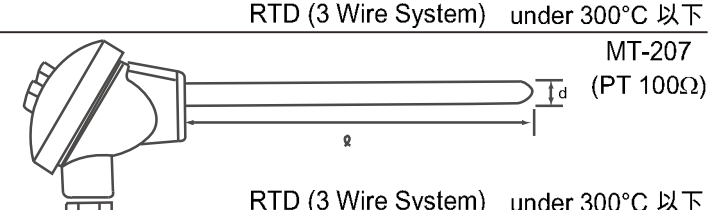
MT-107
(I.C. CA)



MT-109
(PR)



MT-206
(PT 100Ω)

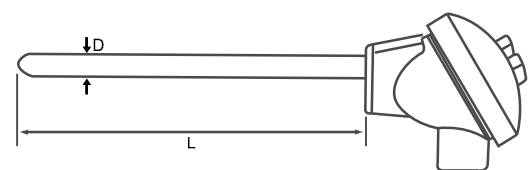
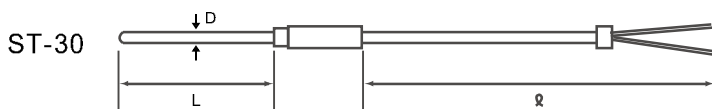


MT-207
(PT 100Ω)

SHEATH THERMOCOUPLE

極速熱電偶

ST-60 WITH THREAD CONNECTION
ST-70 WITHOUT THREAD CONNECTION



Thermocouple Wire 熱電偶材質	Sheath Material 保護管材質	Sheath Outer Dia 外徑					
		1.0Φ	1.6Φ	3.2Φ	4.8Φ	6.4Φ	8.0Φ
C-A	INCONEL 600	500°C	700°C	900°C	1000°C	1050°C	1100°C
C-A	SUS-316	450	600	700	800	850	900
I-C	SUS-316	250	350	450	500	Max. Working Temp.	